

Mersey Gateway and Silver Jubilee Bridge statistics

OCTOBER TO DECEMBER 2022

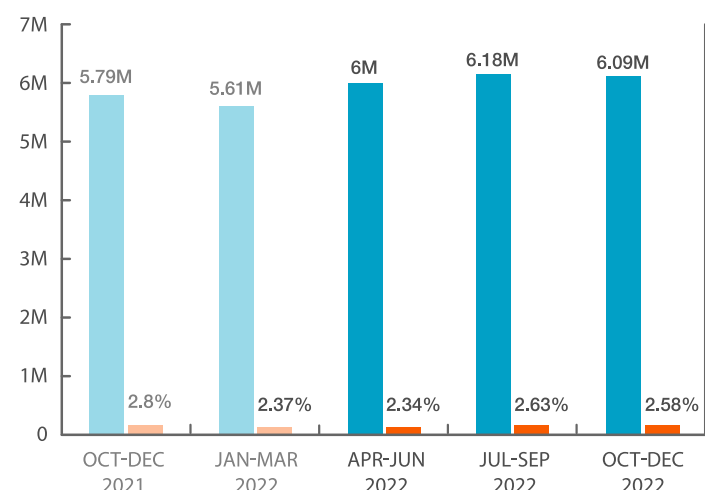
DURING OCTOBER TO DECEMBER 2022:

- **ALMOST 24 MILLION JOURNEYS WERE MADE ACROSS THE TWO BRIDGES DURING 2022** – this made it the second busiest year for journeys for traffic over the river in Halton since the Mersey Gateway Bridge opened back in 2017
- **JOURNEY NUMBERS ARE UP AND PCN LEVELS ARE DOWN YEAR ON YEAR** – quarterly journey numbers for the autumn 2022 period were up by 300,000 compared to 2021, while PCN numbers fell by 5,000
- **OCTOBER AND NOVEMBER WERE THE BUSIEST MONTHS YET FOR THE NEW LOOK SILVER JUBILEE BRIDGE** – and it almost reached the landmark of 1million journeys across the quarter, reaching 980,000
- **A RECORD NUMBER OF JOURNEYS WERE PAID FOR USING THE MERSEYFLOW QUICKPAY APP** – which now handles over 100,000 payments every month
- **OVER 97.4% OF JOURNEYS WERE PAID FOR ON TIME** – the vast majority of people are paying for their journeys by midnight the day after they cross

All revenue, either from tolls/charges or PCNs, contributes towards payment for the Mersey Gateway Bridge. It is not retained by the council or any of its contractors.

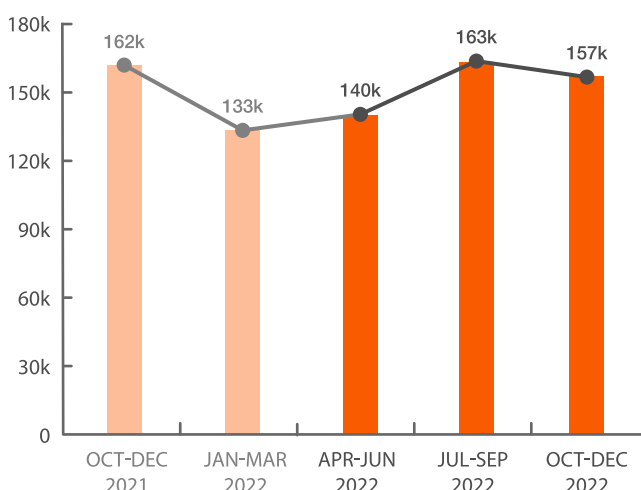
Year on year journey levels continue to rise since Covid

Total journeys and number of PCNs issued



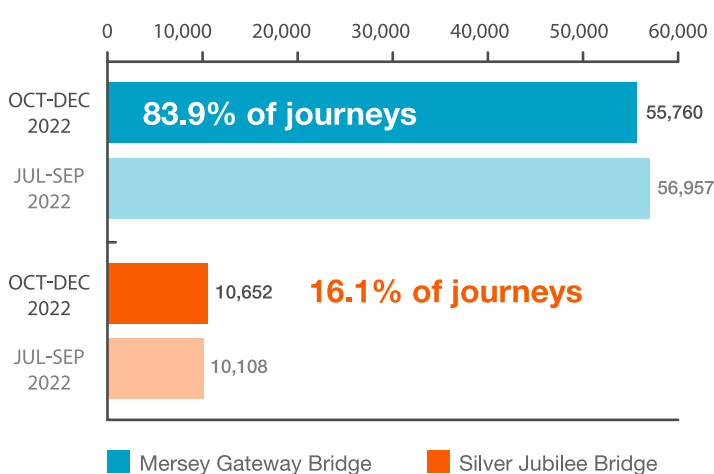
PCNs down year on year as a % of journey numbers

PCNs issued



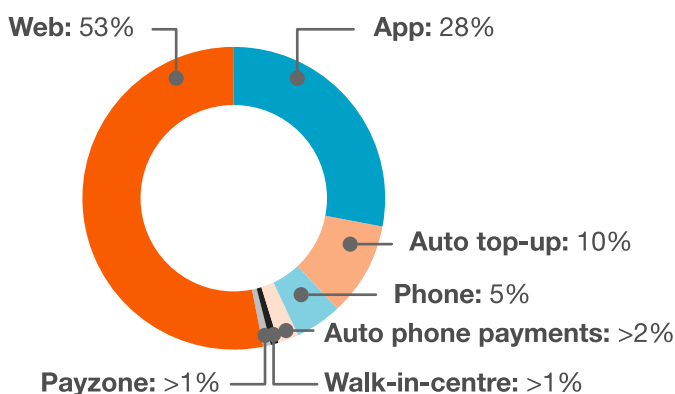
Bridge usage from October – December 2022

Average number of journeys per day



Payment methods October – December 2022

Over 91% of payments made via digital or automated channels



Total journeys and Penalty Charge Notices (PCNs)

Over 97.4% of customers paid their toll/charge on time

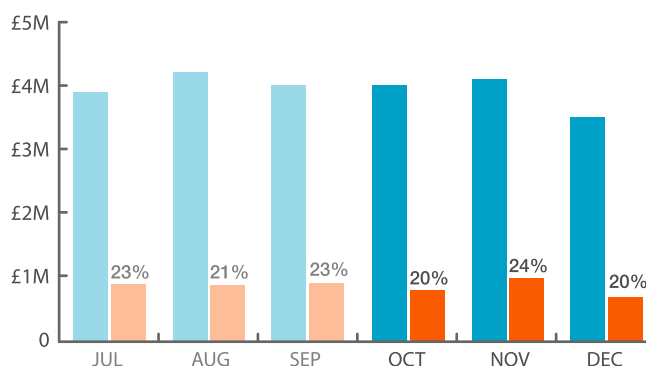
Total journeys (2022)

July:	2.04M
August:	2.12M
September:	2.02M
October:	2.11M
November:	2.08M
December:	1.90M

PCNs issued (2022)

July:	44k
August:	65k
September:	54k
October:	52k
November:	58k
December:	47k

Revenue (total and percentage from PCNs)



Total revenue

July:	£3.9M
August:	£4.2M
September:	£4.0M
October:	£4.0M
November:	£4.1M
December:	£3.5M

Revenue from PCNs

July:	£0.9M
August:	£0.9M
September:	£0.9M
October:	£0.8M
November:	£1.0M
December:	£0.7M



This dashboard shows you how many vehicles are using the Mersey Gateway and Silver Jubilee Bridges, the number of penalty charge notices (PCNs) issued, payments made on time, payment methods, average daily traffic, total revenue received from tolls/charges, and what percentage of this comes from PCNs.

It provides a quick and easy way to view key statistics about the bridges and tolls/charges.