

Mersey Gateway and Silver Jubilee Bridge statistics

JULY TO SEPTEMBER 2023

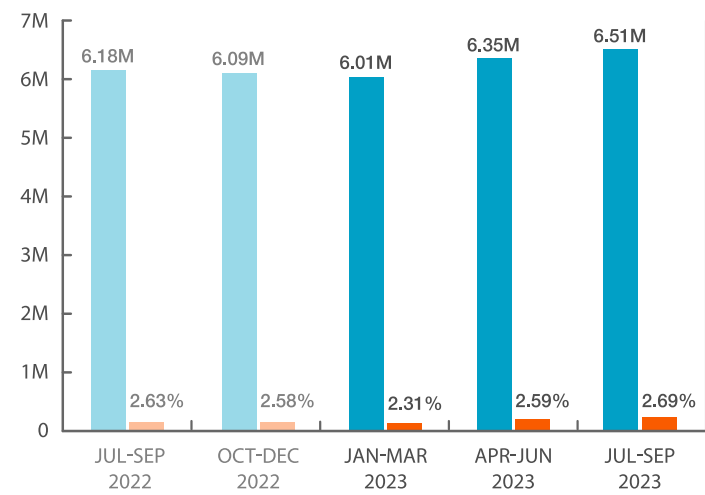
DURING JULY TO SEPTEMBER 2023:

- **CROSSINGS OVER THE RIVER MERSEY IN HALTON CONTINUE TO BREAK RECORDS** – 6.51 million journeys were made over the Mersey Gateway and Silver Jubilee bridges between July - September 2023, the highest quarterly figure since the Mersey Gateway Bridge opened
- **TRAFFIC LEVELS ON THE SILVER JUBILEE BRIDGE BACK TO NORMAL** – 340,000 journeys were made in September 2023 on the fully reopened Silver Jubilee Bridge, the joint highest since it was changed to one lane in each direction
- **79,000 VEHICLES NOW CROSS THE RIVER IN HALTON EVERY WEEK DAY** – with 85% of them using the Mersey Gateway Bridge
- **OVER 97% OF JOURNEYS WERE PAID FOR ON TIME** – the vast majority of people are paying for their journeys by midnight the day after they cross as we approach the sixth anniversary of the opening of the Mersey Gateway Bridge

All revenue, either from tolls/charges or PCNs, contributes towards payment for the Mersey Gateway Bridge. It is not retained by the council or any of its contractors.

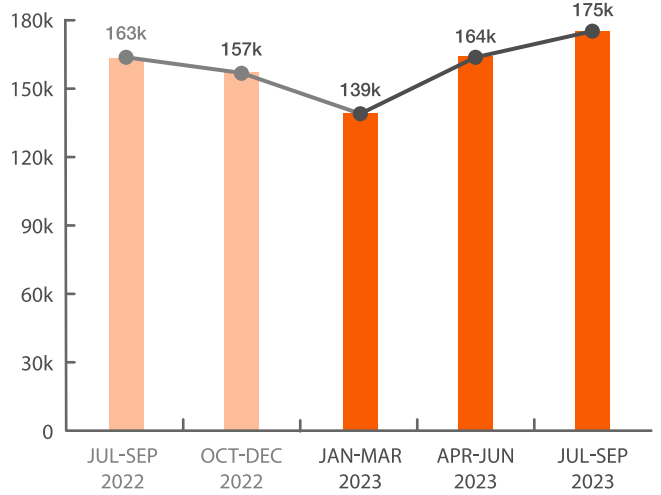
Record number of bridge crossings made

Total journeys and number of PCNs issued

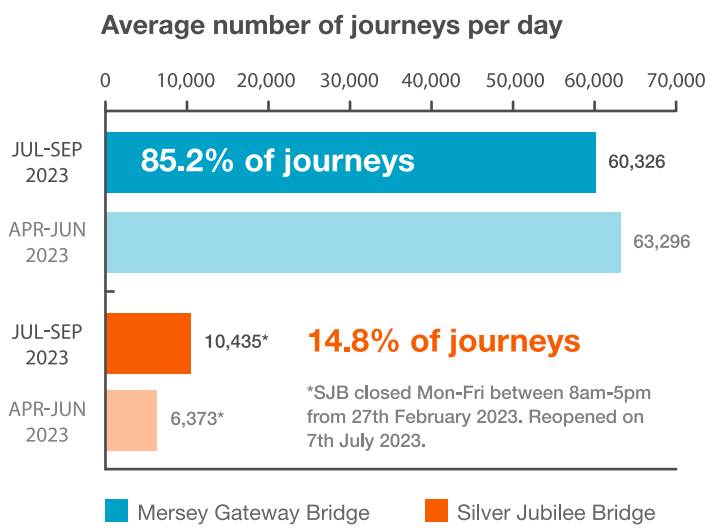


PCNs rise alongside journey levels

PCNs issued

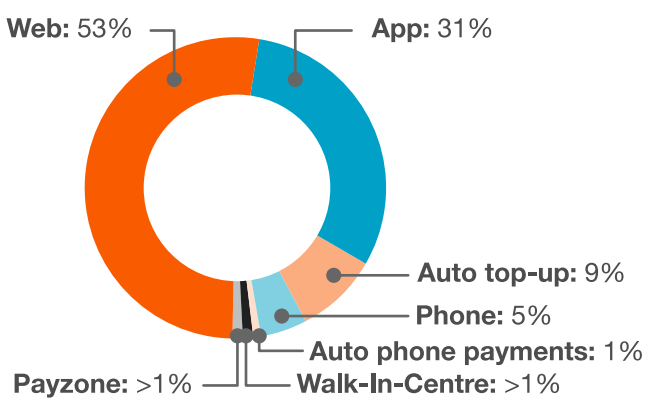


Bridge usage from July – September 2023



Payment methods July – September 2023

Over 94% of payments made via digital or automated channels

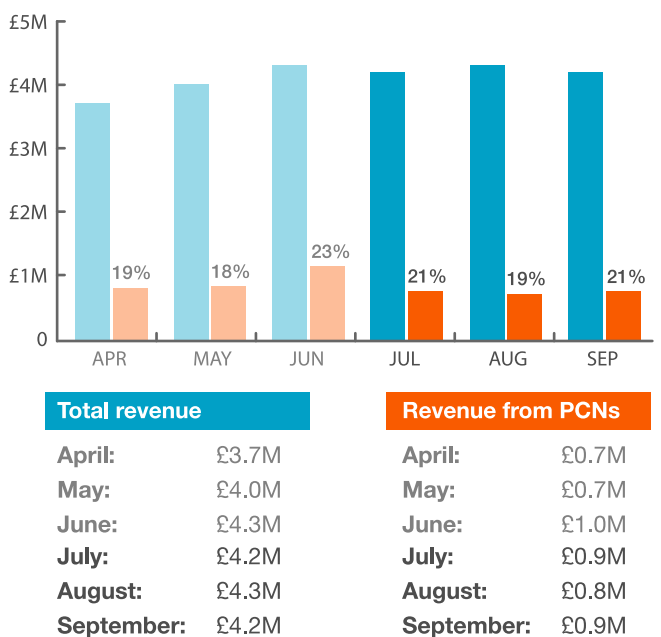


Total journeys and Penalty Charge Notices (PCNs)

Over 97% of customers paid their toll/charge on time

Month	Total journeys (2023)	PCNs issued (2023)
April:	1.99M	37k
May:	2.19M	50k
June:	2.17M	77k
July:	2.17M	59k
August:	2.19M	59k
September:	2.15M	57k

Revenue (total and percentage from PCNs)



This dashboard shows you how many vehicles are using the Mersey Gateway and Silver Jubilee bridges, the number of penalty charge notices (PCNs) issued, payments made on time, payment methods, average daily traffic, total revenue received from tolls/charges, and what percentage of this comes from PCNs.

It provides a quick and easy way to view key statistics about the bridges and tolls/charges.