

Mersey Gateway and Silver Jubilee Bridge statistics

OCTOBER TO DECEMBER 2021

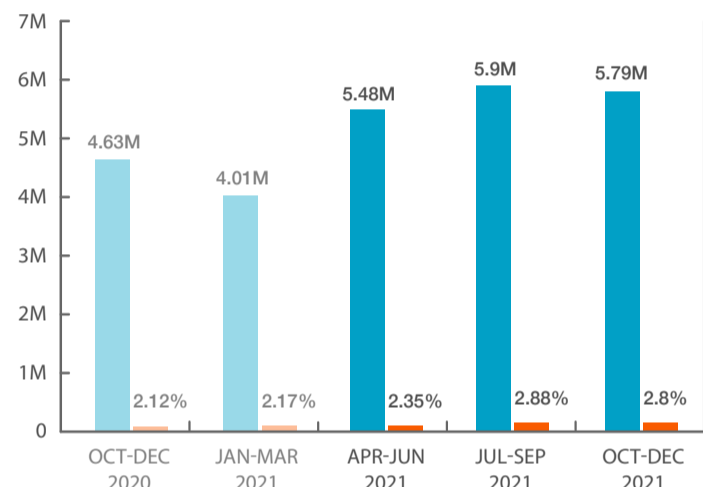
DURING OCTOBER TO DECEMBER 2021:

- **SILVER JUBILEE BRIDGE TRAFFIC INCREASED WHILST MERSEY GATEWAY TRAFFIC DIPPED SLIGHTLY** – SJB traffic was consistent throughout the Christmas period whereas less commuters used Mersey Gateway in December due to a mix of holidays and Covid-19
- **OVER 97% OF JOURNEYS WERE PAID FOR ON TIME** – the vast majority of people are paying for their journeys by midnight the day after they cross
- **OVER 90% OF PAYMENTS ARE MADE THROUGH DIGITAL OR AUTOMATED CHANNELS** – the merseyflow website, quick pay app and auto top-up options are widely used by customers
- **PCNs REMAIN BELOW HISTORICAL LEVELS FROM 2018/2019** – and have decreased by a greater proportion than the quarterly drop in journey numbers

All revenue, either from tolls/charges or PCNs, contributes towards payment for the Mersey Gateway Bridge. It is not retained by the council or any of its contractors.

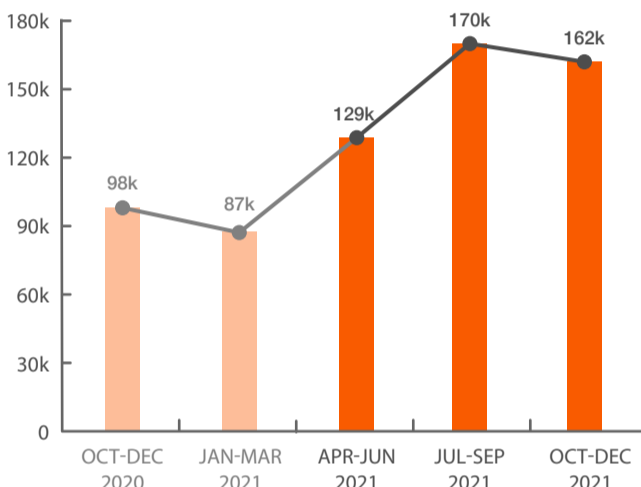
Journey numbers well above 2020 levels

Total journeys and number of PCNs issued

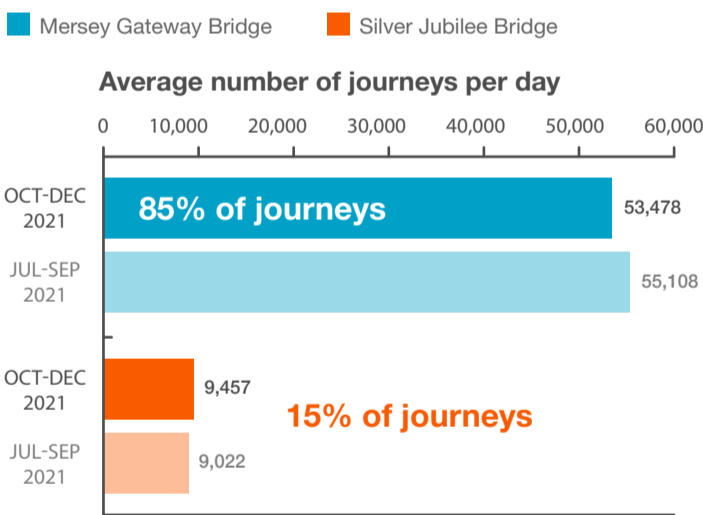


PCNs decrease as a % of journey numbers

PCNs issued

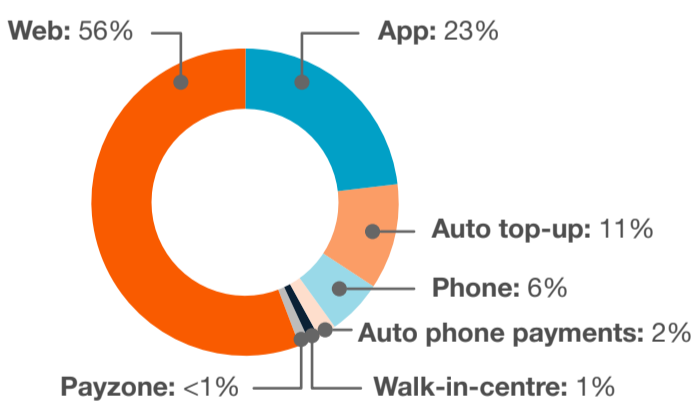


Bridge usage from October – December 2021



Payment methods October – December 2021

Over 90% of payments made via digital or automated channels

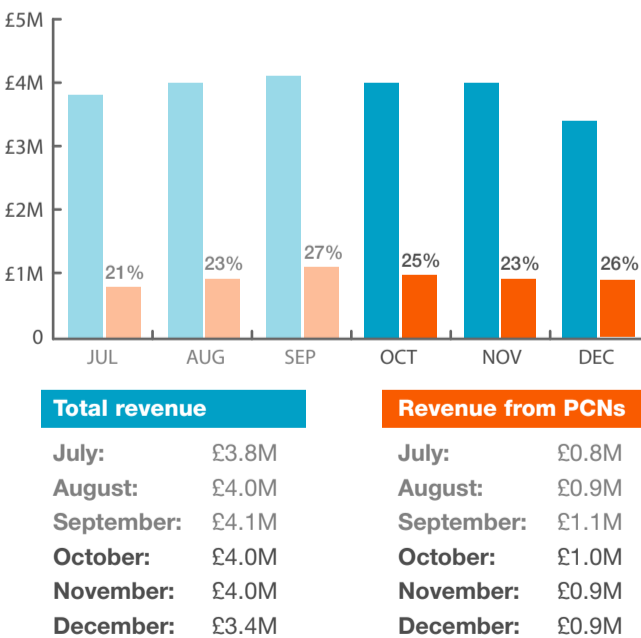


Total journeys and Penalty Charge Notices (PCNs)

Over 97% of customers paid their toll/charge on time

Total journeys (2021)		PCNs issued (2021)	
July:	1.94M	July:	52k
August:	1.99M	August:	56k
September:	1.97M	September:	62k
October:	1.99M	October:	55k
November:	1.98M	November:	57k
December:	1.82M	December:	50k

Revenue (total and percentage from PCNs)



This dashboard shows you how many vehicles are using the Mersey Gateway and Silver Jubilee Bridges, the number of penalty charge notices (PCNs) issued, payments made on time, payment methods, average daily traffic, total revenue received from tolls/charges, and what percentage of this comes from PCNs.

It provides a quick and easy way to view key statistics about the bridges and tolls/charges.